

No. 29

2015

NITTO



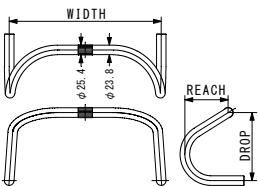
Track Racing



approved by "KEIRIN"
Professional Races in Japan
本品はJKAの競走車部品
適合認定品です



B123 Steel

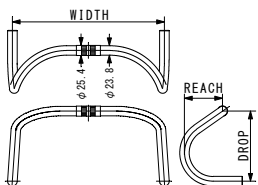


- MATERIAL/STEEL TUBE
- CENTER DIAM/φ25.4
- BAR DIAM/φ23.8
- COLOR/SILVER

MODEL	WIDTH	DROP	REACH	WEIGHT
B123-34	340	170	108	700 g
B123-35	350			710 g
B123-36	360			720 g
B123-37	370			730 g
B123-38	380			740 g
B123-39	390			750 g
B123-40	400			760 g



B123AA

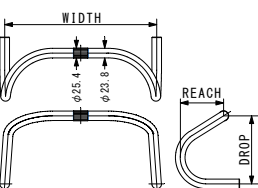


- MATERIAL/HEAT TREATED ALUMINUM
- CENTER DIAM/φ25.4
- BAR DIAM/φ23.8
- COLOR/SILVER ANODIZED

MODEL	WIDTH	DROP	REACH	WEIGHT
B123AA-35	350	175	95	325 g
B123AA-36	360			330 g
B123AA-37	370			335 g
B123AA-38	380			340 g
B123AA-39	390			345 g
B123AA-40	400			350 g



B123Cr.Mo.

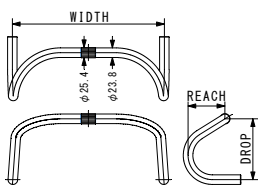


- MATERIAL/CR-MO STEEL TUBE
- CENTER DIAM/φ25.4
- BAR DIAM/φ23.8
- COLOR/SILVER

MODEL	WIDTH	DROP	REACH	WEIGHT
B123CrMo-34	340	170	108	665 g
B123CrMo-35	350			675 g
B123CrMo-36	360			685 g
B123CrMo-37	370			695 g
B123CrMo-38	380			705 g
B123CrMo-39	390			715 g
B123CrMo-40	400			725 g
B123CrMo-41	410			735 g
B123CrMo-42	420			745 g



B125 Steel

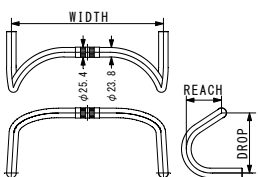


- MATERIAL/STEEL TUBE
- CENTER DIAM/φ25.4
- BAR DIAM/φ23.8
- COLOR/SILVER

MODEL	WIDTH	DROP	REACH	WEIGHT
B125-36	360	152	92	660 g
B125-37	370			670 g
B125-38	380			680 g
B125-39	390			690 g
B125-40	400			700 g
B125-41	410			710 g
B125-42	420			720 g



B125AA

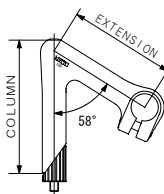


- MATERIAL/HEAT TREATED ALUMINUM
- CENTER DIAM/φ25.4
- BAR DIAM/φ23.8
- COLOR/SILVER ANODIZED

MODEL	WIDTH	DROP	REACH	WEIGHT
B125AA-35	350	150	88	305 g
B125AA-36	360			310 g
B125AA-37	370			315 g
B125AA-38	380			320 g
B125AA-39	390			325 g
B125AA-40	400			330 g



N. J. PRO AA

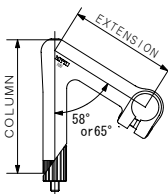


- MATERIAL/FORGED ALUMINUM
- BAR CLAMP/φ25.4mm
- POST DIAM/φ22.2mm
- COLOR/SILVER ANODIZED

MODEL	EXTENSION	COLUMN	WEIGHT
N. J. PRO AA 80	80	125	280g
N. J. PRO AA 90	90		290g
N. J. PRO AA 100	100		300g
N. J. PRO AA 110	110		310g
N. J. PRO AA 120	120		320g



N. J. PRO 58°, 65°

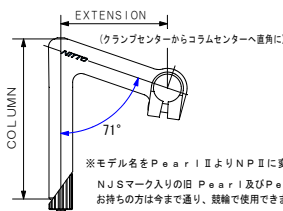


- MATERIAL/FORGED STEEL
- BAR CLAMP/φ25.4mm
- POST DIAM/φ22.2mm
- COLOR/SILVER

MODEL	EXTENSION	COLUMN	WEIGHT
N. J. PRO 70	70	125	365g
N. J. PRO 75	75		373g
N. J. PRO 80	80		380g
N. J. PRO 85	85		388g
N. J. PRO 90	90		395g
N. J. PRO 95	95		402g
N. J. PRO 100	100		410g
N. J. PRO 105	105		418g
N. J. PRO 110	110		426g
N. J. PRO 115	115		434g
N. J. PRO 120	120		442g
N. J. PRO 125	125		450g
N. J. PRO 130	130		458g
N. J. PRO 135	135		467g
N. J. PRO 140	140		475g



NP II



MODEL	EXTENSION	COLUMN	WEIGHT
NP II 8	80	150	300g
NP II 9	90		315g
NP II 10	100		330g
NP II 11	110		345g
NP II 12	120		360g

- MATERIAL/FORGED ALUMINUM
- BAR CLAMP/φ25.4mm
- POST DIAM/φ22.2mm
- COLOR/SILVER ANODIZED

NJ-89EX



NJS girls keirin stem

- MATERIAL/FORGED ALUMINUM
- BAR CLAMP/φ25.4mm
- POST CLAMP/φ28.6mm
- ANGLE/73°
- COLOR/SILVER ANODIZED

MODEL	EXTENSION	WEIGHT
NJ-89 60	60	140g
NJ-89 70	70	144g
NJ-89 80	80	148g
NJ-89 90	90	152g
NJ-89 100	100	156g
NJ-89 110	110	160g
NJ-89 120	120	164g

※ 適用ハンドルバー B123AA、B125AA

トラックレース用 シートピラー
2本のボルトで下から締める構造



NJ-SP72-W44

- MATERIAL/FORGED ALUMINUM
- POST DIAM/φ27.2
/φ27.0
/φ26.8
- LENGTH/210、250mm
- SADDLE RAIL WIDTH/44mm
- OFFSET/22mm
- WEIGHT/270、290g
- COLOR/SILVER ANODIZED



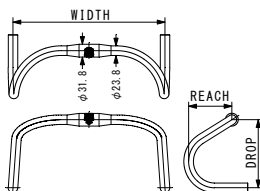
NJ-SP72-W30

- MATERIAL/FORGED ALUMINUM
- POST DIAM/φ27.2
/φ27.0
/φ26.8
- LENGTH/210、250mm
- SADDLE RAIL WIDTH/30mm
- OFFSET/22mm
- WEIGHT/245、265g
- COLOR/SILVER ANODIZED

NJ-SP72



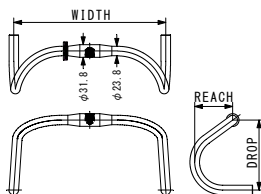
B123CrMo-SSB



- MATERIAL/CrMo STEEL TUBE
- CENTER DIA/φ31.8
- BAR DIA/φ23.8
- COLOR/SILVER

MODEL	WIDTH	DROP	REACH	WEIGHT
B123CrMo-SSB 370	370	170	108	560 g
B123CrMo-SSB 380	380			570 g
B123CrMo-SSB 390	390			580 g
B123CrMo-SSB 400	400			590 g

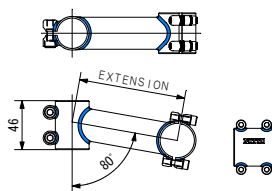
B123AA-SSB



- MATERIAL/HEAT TREATED ALUMINUM
- CENTER DIA/φ31.8
- BAR DIA/φ23.8
- COLOR/SILVER ANODIZED

MODEL	WIDTH	DROP	REACH	WEIGHT
B123AA-SSB 370	370	175	95	340 g
B123AA-SSB 380	380			345 g
B123AA-SSB 390	390			350 g
B123AA-SSB 400	400			355 g

CT-5

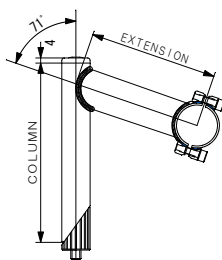


- MATERIAL/CrMo
- BAR CLAMP/φ31.8
- POST CLAMP/φ28.6
- COLOR/SILVER

MODEL	EXTENSION	WEIGHT
CT-5 - 70	70	235 g
CT-5 - 80	80	245 g
CT-5 - 90	90	255 g
CT-5 -100	100	265 g
CT-5 -110	110	275 g
CT-5 -120	120	285 g

Track & Road 用ステム

UI-12



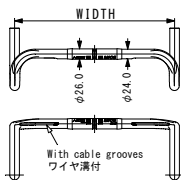
- MATERIAL/CrMo
- BAR CLAMP/φ31.8
- POST DIA/φ22.2
- COLOR/SILVER

MODEL	EXTENSION	COLUMN	WEIGHT
UI-12 - 80	80	140	325 g
UI-12 - 90	90		335 g
UI-12 -100	100		345 g
UI-12 -110	110		355 g
UI-12 -120	120		365 g



Road Racing

M106 NAS

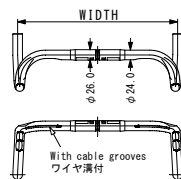


- MATERIAL/HEAT TREATED ALUMINUM
- CENTER DIAM/φ26.0
- BAR DIAM/φ24.0
- COLOR/SILVER/BLACK ANODIZED

MODEL	WIDTH	DROP	REACH	WEIGHT
M106NAS-380	380			300 g
M106NAS-400	400	128	78	310 g
M106NAS-420	420			320 g



M186 STI

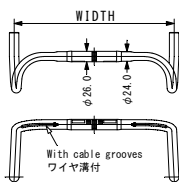


- MATERIAL/HEAT TREATED ALUMINUM
- CENTER DIAM/φ26.0
- BAR DIAM/φ24.0
- COLOR/SILVER/BLACK ANODIZED

MODEL	WIDTH	DROP	REACH	WEIGHT
M186STI-380	380			300 g
M186STI-400	400	122	80	305 g
M186STI-420	420			310 g



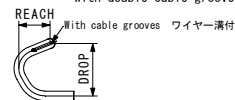
M190Euro80



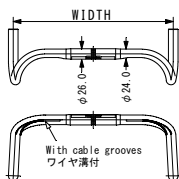
- MATERIAL/HEAT TREATED ALUMINUM
- CENTER DIAM/φ26.0
- BAR DIAM/φ24.0
- COLOR/SILVER ANODIZED

MODEL	WIDTH	DROP	REACH	WEIGHT
M190Euro80-380	380			310 g
M190Euro80-400	400	131	80	315 g
M190Euro80-420	420			320 g

With double cable grooves 前後ワイヤ溝付

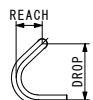


Neat Mod.104



- MATERIAL/HEAT TREATED ALUMINUM
- CENTER DIAM/φ26.0
- BAR DIAM/φ24.0
- COLOR/SILVER ANODIZED

MODEL	WIDTH	DROP	REACH	WEIGHT
Neat Mod. 104-380	380			290 g
Neat Mod. 104-400	400	140	65	300 g
Neat Mod. 104-420	420			310 g



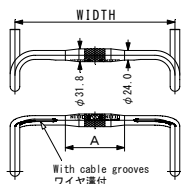


Road Racing

Mod. 90 SSB (31.8)

CARBON DROPBAR

- MATERIAL / CARBON FIBER
- CENTER DIAM / $\phi 31.8$
- BAR DIAM / $\phi 24.0$

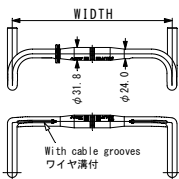


MODEEL	WIDTH	A	DROP	REACH	WEIGHT
Mod. 90 SSB W380	380	128	128	78	238 g
Mod. 90 SSB W400	400	148			243 g
Mod. 90 SSB W420	420	168			248 g



M106 SSB (31.8)

- MATERIAL / HEAT TREATED ALUMINUM
- CENTER DIAM / $\phi 31.8$
- BAR DIAM / $\phi 24.0$
- COLOR / SILVER / BLACK ANODIZED

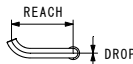
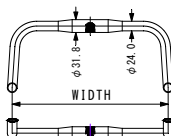


MODEL	WIDTH	DROP	REACH	WEIGHT
M106SSB-380	380	128	78	275 g
M106SSB-400	400			285 g
M106SSB-420	420			295 g



RB-018SSB (31.8)

- MATERIAL / HEAT TREATED ALUMINUM
- CENTER DIAM / $\phi 31.8$
- BAR DIAM / $\phi 24.0$
- COLOR / SILVER ANODIZED

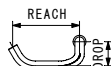
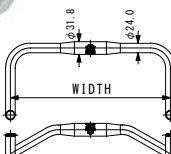


MODEL	WIDTH	DROP	REACH	WEIGHT
RB-018SSB-380	380	0	154	235 g
RB-018SSB-400	400			240 g
RB-018SSB-420	420			245 g



RB-021-SSB (31.8)

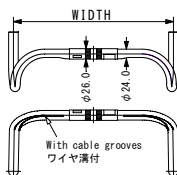
- MATERIAL / HEAT TREATED ALUMINUM
- CENTER DIAM / $\phi 31.8$
- BAR DIAM / $\phi 24.0$
- COLOR / SILVER ANODIZED



MODEL	WIDTH	DROP	REACH	WEIGHT
RB-021AA-SSB-380	380	60	167	275 g
RB-021AA-SSB-400	400			280 g
RB-021AA-SSB-420	420			285 g

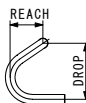


Neat Mod.185

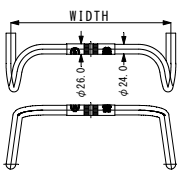


- MATERIAL/ALUMINUM
- CENTER DIAM/φ26.0
- BAR DIAM/φ24.0
- COLOR/SILVER ANODIZED

MODEL	WIDTH	DROP	REACH	WEIGHT
Neat Mod.185-380	380	140	82	330 g
Neat Mod.185-400	400			340 g
Neat Mod.185-420	420			350 g

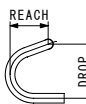


Mod.55

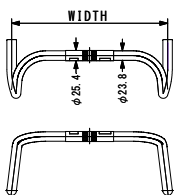


- MATERIAL/ALUMINUM
- CENTER DIAM/φ26.0
- BAR DIAM/φ24.0
- COLOR/SILVER ANODIZED

MODEL	WIDTH	DROP	REACH	WEIGHT
Mod.55-380	380	135	95	315 g
Mod.55-400	400			325 g
Mod.55-420	420			335 g

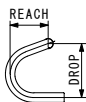


B105AA

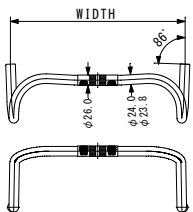


- MATERIAL/ALUMINUM
- CENTER DIAM/φ25.4
- BAR DIAM/φ23.8
- COLOR/SILVER ANODIZED

MODEL	WIDTH	DROP	REACH	WEIGHT
B105-370	370	135	95	300 g
B105-380	380			305 g
B105-390	390			310 g
B105-400	400			315 g
B105-410	410			320 g
B105-420	420			325 g



Mod.177

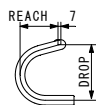


- MATERIAL/ALUMINUM
- CENTER DIAM/φ26.0
- BAR DIAM/φ24.0
- COLOR/SILVER ANODIZED

MODEL	WIDTH	DROP	REACH	WEIGHT
Mod.177-400	400	140	95	330 g
Mod.177-420	420			340 g
Mod.177-440	440			350 g

- MATERIAL/HEAT TREATED ALUMINUM
- CENTER DIAM/φ26.0
- BAR DIAM/φ23.8
- COLOR/SILVER ANODIZED

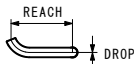
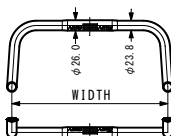
MODEL	WIDTH	DROP	REACH	WEIGHT
Mod.177-460	460	140	95	375 g
Mod.177-480	480			385 g





Road Racing

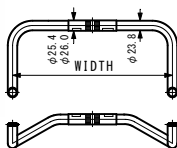
RB-018



- MATERIAL/HEAT TREATED ALUMINUM
- CENTER DIAM/ $\phi 26.0$
- BAR DIAM/ $\phi 23.8$
- COLOR/LIGHT GRAY ANODIZED

MODEL	WIDTH	DROP	REACH	WEIGHT
RB-018-380	380	0	154	260 g
RB-018-390	390			265 g
RB-018-400	400			270 g
RB-018-420	420			275 g

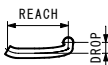
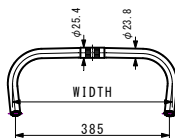
RB-021



- MATERIAL/ALUMINUM
- CENTER DIAM/ $\phi 25.4/\phi 26.0$
- BAR DIAM/ $\phi 23.8$
- COLOR/SILVER ANODIZED

MODEL	WIDTH	DROP	REACH	WEIGHT
RB-021-380	380	60	167	265 g
RB-021-400	400			270 g
RB-021-420	420			275 g

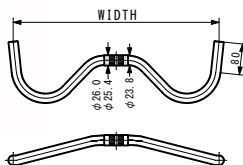
RB-010



- MATERIAL/ALUMINUM
- CENTER DIAM/ $\phi 25.4$
- BAR DIAM/ $\phi 23.8$
- COLOR/SILVER ANODIZED

MODEL	WIDTH	DROP	REACH	WEIGHT
RB-010	400	27	152	295 g

RM-016



- MATERIAL/HEAT TREATED ALUMINUM
- CENTER DIAM/ $\phi 25.4/\phi 26.0$
- BAR DIAM/ $\phi 23.8$
- COLOR/SILVER ANODIZED

MODEL	WIDTH	DROP	REACH	WEIGHT
RM-016-26.0	515	50	95	370 g
RM-016-25.4				

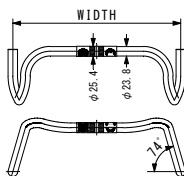


Touring

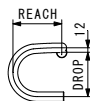


B132AAF

- MATERIAL/ALUMINUM
- CENTER DIAM/φ25.4
- BAR DIAM/φ23.8
- COLOR/SILVER ANODIZED

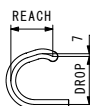
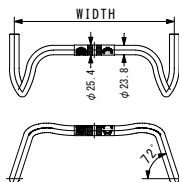


MODEL	WIDTH	DROP	REACH	WEIGHT
B132AAF-390	390	110	122	307 g
B132AAF-410	410			313 g



B135AA-25

- MATERIAL/ALUMINUM
- CENTER DIAM/φ25.4
- BAR DIAM/φ23.8
- COLOR/SILVER ANODIZED

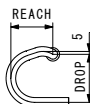
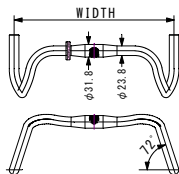


MODEL	WIDTH	DROP	REACH	WEIGHT
B135AA-25-390	390	120	105	300 g
B135AA-25-420	420			315 g
B135AA-25-450	450			375 g



B135AA-SSB

- MATERIAL/HEAT TREATED ALUMINUM
- CENTER DIAM/φ31.8
- BAR DIAM/φ23.8
- COLOR/SILVER ANODIZED

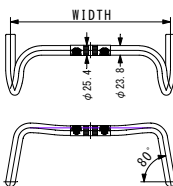


MODEL	WIDTH	DROP	REACH	WEIGHT
B135AA-SSB-390	390	120	105	300 g
B135AA-SSB-420	420			315 g
B135AA-SSB-450	450			375 g

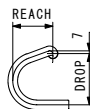


B136AA

- MATERIAL/ALUMINUM
- CENTER DIAM/φ25.4
- BAR DIAM/φ23.8
- COLOR/SILVER ANODIZED

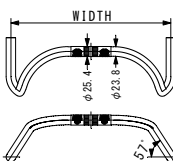


MODEL	WIDTH	DROP	REACH	WEIGHT
B136AA-400	400	128	100	315 g
B136AA-420	420			320 g



B130AAF

- MATERIAL/ALUMINUM
- CENTER DIAM/φ25.4
- BAR DIAM/φ23.8
- COLOR/SILVER ANODIZED



MODEL	WIDTH	DROP	REACH	WEIGHT
B130AAF	400	92	100	300 g

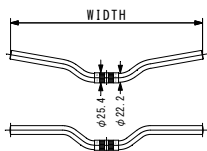




B220AAF

- MATERIAL / ALUMINUM
- COLOR / SILVER ANODIZED

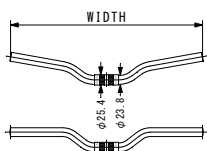
MODEL	WIDTH	RISE	DEPTH	WEIGHT
B220AAF	480	38	58	265 g



B260AAF

- MATERIAL / ALUMINUM
- COLOR / SILVER ANODIZED

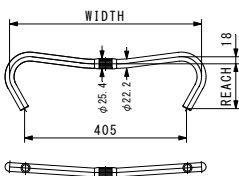
MODEL	WIDTH	RISE	DEPTH	WEIGHT
B260AAF	480	35	58	210 g



B261AA

- MATERIAL / ALUMINUM
- COLOR / SILVER ANODIZED

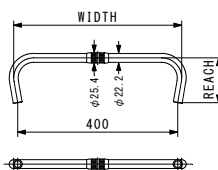
MODEL	WIDTH	RISE	REACH	WEIGHT
B261AA	480	14	112	295 g



B263AA


- MATERIAL / ALUMINUM
- COLOR / SILVER ANODIZED

MODEL	WIDTH	RISE	REACH	WEIGHT
B263AA-380	380	0	112	265 g
B263AA-420	420			295 g



Urban Cycle Handlebar

B267AA-SSB



- MATERIAL/HEAT TREATED ALUMINUM
- CENTER DIAM/φ 31.8 mm
- BAR DIAM/φ 22.2 mm
- BEND ANGLE / 18°
- COLOR/SILVER ANODIZED

MODEL	WIDTH	RISE	DEPTH	WEIGHT
B267AA-SSB	520	38	57	215 g


B2501AA-SSB



- MATERIAL/HEAT TREATED ALUMINUM
- CENTER DIAM/φ 31.8 mm
- BAR DIAM/φ 22.2 mm
- BEND ANGLE / 0°
- COLOR/SILVER ANODIZED

MODEL	WIDTH	RISE	DEPTH	WEIGHT
B2501AA-SSB	500	0	0	205 g

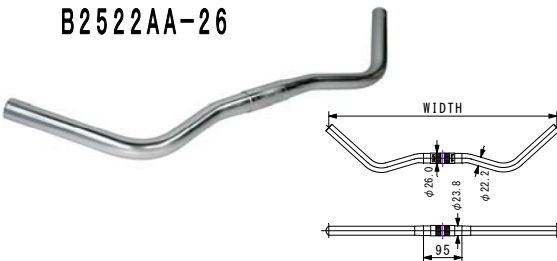
B2521AA-SSB



- MATERIAL/HEAT TREATED ALUMINUM
- CENTER DIAM/φ 31.8 mm
- BAR DIAM/φ 22.2 mm
- BEND ANGLE / 5°
- COLOR/SILVER ANODIZED

MODEL	WIDTH	RISE	DEPTH	WEIGHT
B2521AA-SSB	520	0	(16)	215 g

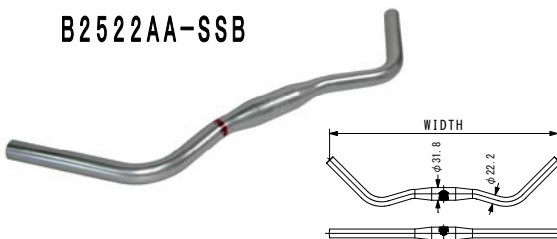
B2522AA-26



- MATERIAL/HEAT TREATED ALUMINUM
- CENTER DIAM/φ 26.0mm
- BAR DIAM/φ 22.2 mm
- BEND ANGLE / 45°
- COLOR/SILVER ANODIZED

MODEL	WIDTH	DROP	REACH	WEIGHT
B2522AA-26	570	0	20	255 g

B2522AA-SSB



- MATERIAL/HEAT TREATED ALUMINUM
- CENTER DIAM/φ 31.8mm
- BAR DIAM/φ 22.2mm
- BEND ANGLE / 45°
- COLOR/SILVER ANODIZED

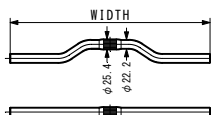
MODEL	WIDTH	DROP	REACH	WEIGHT
B2522AA-SSB	570	0	20	250 g



Standard Urban Cycle Handlebar



B201AA

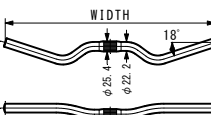


- MATERIAL / ALUMINUM
- COLOR / SILVER ANODIZED

MODEL	WIDTH	RISE	REACH	WEIGHT
B201AA	500	0	35	210 g



B206AA

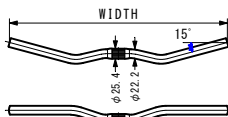


- MATERIAL / ALUMINUM
- COLOR / SILVER ANODIZED

MODEL	WIDTH	RISE	REACH	WEIGHT
B206AA	525	15	34	225 g




B245AA

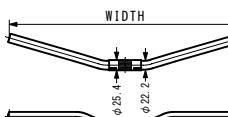


- MATERIAL / ALUMINUM
- COLOR / SILVER ANODIZED

MODEL	WIDTH	RISE	REACH	WEIGHT
B245AA	545	22	14	270 g



B230AAF



- MATERIAL / ALUMINUM
- COLOR / SILVER ANODIZED

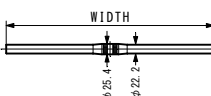
MODEL	WIDTH	RISE	DEPTH	WEIGHT
B230AAF	580	22	68	310 g



※ シマノ グリップシフター SL-354 装着可



B2500AA

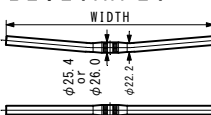


- MATERIAL / ALUMINUM
- COLOR / SILVER ANODIZED

MODEL	WIDTH	RISE	DEPTH	WEIGHT
B2500AA	500	0	0	210 g



B2520AA 25
B2520AA 26

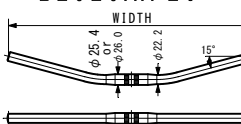


- MATERIAL / ALUMINUM
- COLOR / SILVER ANODIZED

MODEL	WIDTH	RISE	DEPTH	WEIGHT
B2520AA 25	520	0	18	225 g
B2520AA 26				



B2525AA 25
B2525AA 26



- MATERIAL / ALUMINUM
- COLOR / SILVER ANODIZED

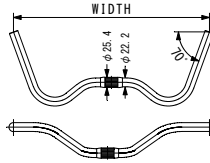
MODEL	WIDTH	RISE	DEPTH	WEIGHT
B2525AA 25	580	0	54	255 g
B2525AA 26				



Urban Cycle Handlebar

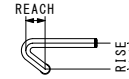


B302AA

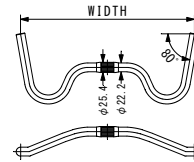


- MATERIAL / ALUMINUM
- COLOR / SILVER ANODIZED

MODEL	WIDTH	RISE	REACH	WEIGHT
B302AA	490	65	48	360 g

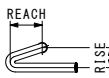


B307AA

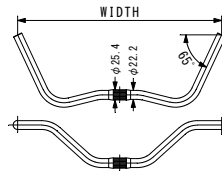


- MATERIAL / ALUMINUM
- COLOR / SILVER ANODIZED

MODEL	WIDTH	RISE	REACH	WEIGHT
B307AA	435	50	80	315 g

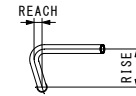


B483AA

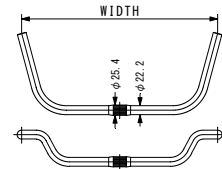


- MATERIAL / ALUMINUM
- COLOR / SILVER ANODIZED

MODEL	WIDTH	RISE	REACH	WEIGHT
B483AA	510	95	20	365 g

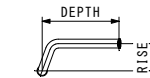


B602AA

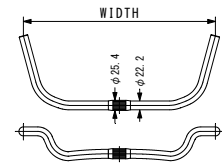


- MATERIAL / ALUMINUM
- COLOR / SILVER ANODIZED

MODEL	WIDTH	RISE	DEPTH	WEIGHT
B602AA	490	68	192	380 g

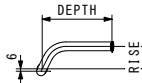


B603AA

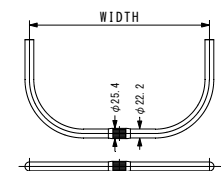


- MATERIAL / ALUMINUM
- COLOR / SILVER ANODIZED

MODEL	WIDTH	RISE	DEPTH	WEIGHT
B603AA	480	56	174	365 g

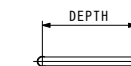


B617AA



- MATERIAL / ALUMINUM
- COLOR / SILVER ANODIZED

MODEL	WIDTH	RISE	DEPTH	WEIGHT
B617AA	450	0	235	380 g





Road Racing

UI-21EX (SILVER)

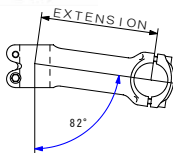
UI-21

- MATERIAL / FORGED ALUMINUM
- BAR CLAMP / $\phi 31.8$ mm
- POST CLAMP / $\phi 28.6$ mm

UI-21BX (BLACK)



$\phi 31.8$



MODEL	EXTENSION	WEIGHT
UI-21- 60	60	140 g
UI-21- 70	70	145 g
UI-21- 80	80	150 g
UI-21- 90	90	155 g
UI-21-100	100	160 g
UI-21-110	110	165 g
UI-21-120	120	170 g

UI-22BX (BLACK)

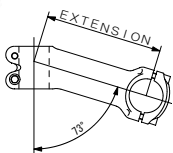
UI-22

- MATERIAL / FORGED ALUMINUM
- BAR CLAMP / $\phi 31.8$ mm
- POST CLAMP / $\phi 28.6$ mm



UI-22EX (SILVER)

$\phi 31.8$



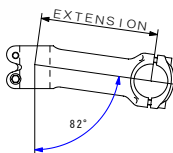
MODEL	EXTENSION	WEIGHT
UI-22- 70	70	155 g
UI-22- 80	80	160 g
UI-22- 90	90	165 g
UI-22-100	100	170 g
UI-22-110	110	175 g
UI-22-120	120	180 g

UI-85EX (SILVER)

UI-85

- MATERIAL / FORGED ALUMINUM
- BAR CLAMP / $\phi 26.0$ mm
- POST CLAMP / $\phi 28.6$ mm
- $\phi 25.4$ mm Shim Attachment

UI-85BX
(SHINY BLACK)



MODEL	EXTENSION	WEIGHT
UI-85- 60	60	145 g
UI-85- 70	70	150 g
UI-85- 80	80	145 g
UI-85- 90	90	150 g
UI-85-100	100	155 g
UI-85-110	110	160 g
UI-85-120	120	165 g

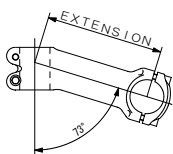
UI-86BX (SHINY BLACK)

UI-86

- MATERIAL / FORGED ALUMINUM
- BAR CLAMP / $\phi 26.0$ mm
- POST CLAMP / $\phi 28.6$ mm
- $\phi 25.4$ mm Shim Attachment



UI-86EX (SILVER)



MODEL	EXTENSION	WEIGHT
UI-86- 70	70	150 g
UI-86- 80	80	155 g
UI-86- 90	90	160 g
UI-86-100	100	165 g
UI-86-110	110	170 g
UI-86-120	120	175 g

UI-25EX (CNC)



EX (SILVER)

BAR CLAMP
φ 31.8

UI-25BX (CNC)

BX
(SHINY BLACK)

CNCシステム切削加工 《computer numerical control》

- MATERIAL/HEAT TREATED ALUMINUM
- EXTENSION/60~120 mm every 10 mm
- BAR CLAMP/φ 31.8 mm
- POST CLAMP/φ 28.6 mm
- ANGLE/85°
- WEIGHT/118~154 g
- COLOR/SILVER (EX)
/BLACK (BX) ANODIZED

UI-87BX (CNC)

BX
(SHINY BLACK)

BAR CLAMP
φ 26.0

EX (SILVER)

CNCシステム切削加工 《computer numerical control》

- MATERIAL/HEAT TREATED ALUMINUM
- EXTENSION/80~110 mm every 10 mm
- BAR CLAMP/φ 26.0 mm
- POST CLAMP/φ 28.6 mm
- ANGLE/85°
- WEIGHT/128~148 g
- COLOR/SILVER (EX)
/BLACK (BX) ANODIZED


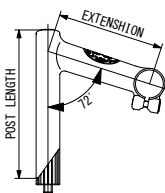
UI-87EX (CNC)



CT-1

φ 26.0
BAR CLAMP

- MATERIAL/CrMo
- EXTENSION/80~120 mm every 10 mm
- BAR CLAMP/φ 26.0 mm
- POST DIAM/φ 22.2 mm
- POST LENGTH/140mm
- ANGLE/72°
- WEIGHT/365~385g
- COLOR/SILVER (めっき)



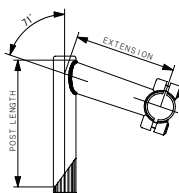
CT-2

φ 25.4
BAR CLAMP

- MATERIAL/CrMo
- EXTENSION/80~120 mm every 10 mm
- BAR CLAMP/φ 25.4 mm
- POST DIAM/φ 22.2 mm
- POST LENGTH/140mm
- ANGLE/72°
- WEIGHT/370~390g
- COLOR/SILVER (めっき)



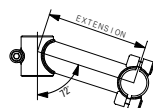
UI-2



- MATERIAL/CrMo
- EXTENSION/60~120 mm every 10 mm
- BAR CLAMP/φ 26.0 mm
- POST DIAM/φ 22.2 mm
- POST LENGTH/ E 60~P115 mm
E 70~E 80~P125 mm
E 90~E120~P137 mm
E=EXTENSION P=POST LENGTH
- ANGLE/71°
- WEIGHT/370~390g
- COLOR/SILVER (ダルめっき)



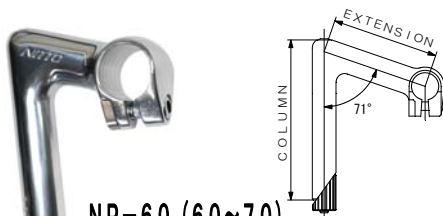
Clamp on UI-2



- MATERIAL/CrMo
- EXTENSION/60~120 mm every 10 mm
- BAR CLAMP/φ 26.0 mm
- POST CLAMP/φ 28.6 mm
- ANGLE/72°
- WEIGHT/168~208g
- COLOR/SILVER (ダルめっき)



Road Racing



NP-60 (60~70)

- MATERIAL / FORGED ALUMINUM
- EXTENSION / 60・70mm
- ANGLE / 71°
- BAR CLAMP / $\phi 25.4$ / $\phi 26.0$ mm
- POST DIAM / $\phi 22.2$ mm
- POST LENGTH / 150mm
- WEIGHT / 280~290g
- COLOR / SILVER ANODIZED



NP-80 (80~120)

- MATERIAL / FORGED ALUMINUM
- EXTENSION / 80~120mm / every 10mm
- ANGLE / 71°
- BAR CLAMP / $\phi 25.4$ / $\phi 26.0$ mm
- POST DIAM / $\phi 22.2$ mm
- POST LENGTH / 150mm
- WEIGHT / 300~360g
- COLOR / SILVER ANODIZED

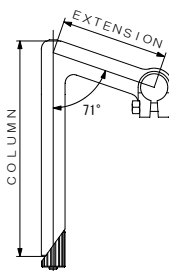


NTC-(50~130)-150

- MATERIAL / FORGED ALUMINUM
- EXTENSION / 50~130mm
every 10mm
- ANGLE / 71°
- BAR CLAMP / $\phi 25.4$ mm
- POST DIAM / $\phi 22.2$ mm
- POST LENGTH / 150mm
- WEIGHT / 280~360g
- COLOR / SILVER

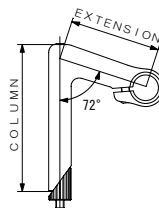
NTC-(50~130)-225

- MATERIAL / FORGED ALUMINUM
- EXTENSION / 50~130mm
/ every 10mm
- ANGLE / 71°
- BAR CLAMP / $\phi 25.4$ mm
- POST DIAM / $\phi 22.2$ mm
- POST LENGTH / 225mm
- WEIGHT / 345~475g
- COLOR / SILVER



NA-80 (80~130)

- MATERIAL / FORGED ALUMINUM
- EXTENSION / 80~130mm
/ every 10mm
- ANGLE / 72°
- BAR CLAMP / $\phi 25.4$ or $\phi 26.0$ mm
- POST DIAM / $\phi 22.2$ mm
- POST LENGTH / 145mm
- WEIGHT / 300~375g
- COLOR / SILVER ANODIZED



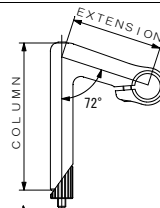
NTC-(50~100)-280

- MATERIAL / FORGED ALUMINUM
- EXTENSION / 50~130mm
/ every 10mm
- ANGLE / 71°
- BAR CLAMP / $\phi 25.4$ mm
- POST DIAM / $\phi 22.2$ mm
- POST LENGTH / 280mm
- WEIGHT / 375~425g
- COLOR / SILVER



NY3-70 (70~100)

- MATERIAL / ALUMINUM
- EXTENSION / 70~100mm
/ every 10mm
- ANGLE / 72°
- BAR CLAMP / $\phi 25.4$ mm
- POST DIAM / $\phi 22.2$ mm
- POST LENGTH / 160mm
- WEIGHT / 300~360g
- COLOR / SILVER





MT-10DX-80

- MATERIAL/FORGED ALUMINUM
- EXTENSION/80mm
- ANGLE/35° UP
- BAR CLAMP/φ26.0mm
- POST DIAM/φ22.2mm
- POST LENGTH/190mm
- WEIGHT/340 g
- COLOR/SILVER ANODIZED



MT-10DX-100

- MATERIAL/FORGED ALUMINUM
- EXTENSION/100mm
- ANGLE/35° UP
- BAR CLAMP/φ26.0mm
- POST DIAM/φ22.2mm
- POST LENGTH/190mm
- WEIGHT/360 g
- COLOR/SILVER ANODIZED

MT-10-E80-25

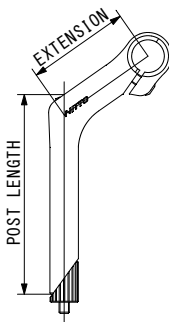
- MATERIAL/FORGED ALUMINUM
- EXTENSION/80mm
- ANGLE/35° UP
- BAR CLAMP/φ25.4mm
- POST DIAM/φ22.2mm
- POST LENGTH/160mm
- WEIGHT/325 g
- COLOR/SILVER

MT-10-E100-25

- MATERIAL/FORGED ALUMINUM
- EXTENSION/100mm
- ANGLE/35° UP
- BAR CLAMP/φ25.4mm
- POST DIAM/φ22.2mm
- POST LENGTH/160mm
- WEIGHT/345 g
- COLOR/SILVER

FU-82DX-190

- MATERIAL/FORGED ALUMINUM
- EXTENSION/80mm
- ANGLE/30° UP
- BAR CLAMP/φ25.4mm
- POST DIAM/φ22.2mm
- POST LENGTH/190mm
- WEIGHT/330 g
- COLOR/SILVER ANODIZED



FU-82-260

- MATERIAL/FORGED ALUMINUM
- EXTENSION/80mm
- ANGLE/30° UP
- BAR CLAMP/φ25.4mm
- POST DIAM/φ22.2mm
- POST LENGTH/260mm
- WEIGHT/375 g
- COLOR/SILVER



MTC-012



- MATERIAL/ALUMINUM
- UPPER/φ28.6mm
- LOWER/φ22.2mm
- LENGTH/150mm
- WEIGHT/210 g
- COLOR/SILVER ANODIZED



MTC-01

MTC-02

MTC-03

MTC-04

MTC-04-225



	UPPER	LOWER	POST LENGTH	WEIGHT
MTC-01	25.4mm	22.2mm	130mm	170 g
MTC-02	28.6mm	25.4mm	130mm	180 g
MTC-03	28.6mm	28.6mm	130mm	175 g
MTC-04	28.6mm	22.2mm	130mm	180 g
MTC-04-225 (28.6-22.2)			225mm	250 g

■ MATERIAL/ALUMINUM
■ COLOR/SILVER ANODIZED



Seat Post



S65

- MATERIAL / FORGED ALUMINUM
- POST DIAM. / 27.2, 27.0, 26.8mm
- OFFSET / 24mm
- LENGTH / 250, 300mm
- WEIGHT / 215, 270 g
- COLOR / SILVER ANODIZED
- / BLACK ANODIZED (φ 27.2)



S84

- MATERIAL /
BODY Cr. Mo.
CLAMP FORGED ALUMINUM
- POST DIAM. / 27.2mm
- OFFSET / 37mm
- LENGTH / 250mm
- WEIGHT / 345 g
- COLOR / SILVER



S83

- MATERIAL /
FORGED ALUMINUM
- POST DIAM. / 27.2mm
- OFFSET / 23mm
- LENGTH / 250, 300mm
- WEIGHT / 275, 300 g
- COLOR / SILVER ANODIZED



Cycle Stand

CYCLE STAND EX

for 27" Wheels



- MATERIAL / STEEL TUBE
- WEIGHT / 700 g
- COLOR / SILVER

Attachment for EX



Standard
(for SHIMANO)



Option Attachment
(for CAMPAGNOLO)

CYCLE STAND EX-20

for 20" Wheels



CYCLE STAND EX-29

for 29" Wheels






Mountain Bike

B853AA



- MATERIAL/HEAT TREATED ALUMINUM
- WIDTH/560, 580mm
- DROP/0mm
- CENTER DIAM/φ 25.4mm
- BAR DIAM/φ 22.2mm
- BACK SWEEP/5°
- WEIGHT/190, 195 g
- COLOR/SILVER ANODIZED

B809AA



- MATERIAL/HEAT TREATED ALUMINUM
- WIDTH/600, 635mm
- DROP/22mm
- CENTER DIAM/φ 25.4mm
- BAR DIAM/φ 22.2mm
- BACK SWEEP/10°
- WEIGHT/295, 305 g
- COLOR/SILVER ANODIZED

MT-11



- MATERIAL/ALUMINUM
- EXTENSION/100mm 120mm
- ANGLE/15° UP 10° UP
- BAR CLAMP/φ 25.4mm
- POST DIAM/φ 25.4mm
- POST LENGTH/140mm
- WEIGHT/330 g 370 g
- COLOR/SILVER

MT-12



- MATERIAL/ALUMINUM
- EXTENSION/120mm
- ANGLE/15° UP
- BAR CLAMP/φ 25.4mm
- POST DIAM/φ 22.2mm
- POST LENGTH/130mm
- WEIGHT/360 g
- COLOR/SILVER

B801AA-SSB



- MATERIAL/HEAT TREATED ALUMINUM
- WIDTH/730mm
- DROP/48mm
- CENTER DIAM/φ 31.8mm
- BAR DIAM/φ 22.2mm
- BACK SWEEP/15°
- WEIGHT/395 g
- COLOR/SILVER/BLACK ANODIZED

B809AA-SSB



- MATERIAL/HEAT TREATED ALUMINUM
- WIDTH/730mm
- DROP/32mm
- CENTER DIAM/φ 31.8mm
- BAR DIAM/φ 22.2mm
- BACK SWEEP/8°
- WEIGHT/385 g
- COLOR/SILVER/BLACK ANODIZED



Campee

camping carrier
steel tube construction



Campee-REAR

for 26" Wheels

- MATERIAL/STEEL TUBE
- WEIGHT/1,200 g
- COLOR/SILVER
- MAXIMUM PAYLOAD/16 kg



Campee-FRONT

for 26" Wheels

- MATERIAL/STEEL TUBE
- WEIGHT/1,185 g
- COLOR/SILVER
- MAXIMUM PAYLOAD/16 kg



Campee-27-REAR

for 27" Wheels

- MATERIAL/STEEL TUBE
- WEIGHT/1,215 g
- COLOR/SILVER
- MAXIMUM PAYLOAD/16 kg

ステー交換部品付属
Comes with two kinds of stays



Campee-27-FRONT

for 27" Wheels

- MATERIAL/STEEL TUBE
- WEIGHT/1,055 g
- COLOR/SILVER
- MAXIMUM PAYLOAD/16 kg



MT-Campee REAR-R20

for 26" Wheels

- MATERIAL/STEEL TUBE
- WEIGHT/780 g
- COLOR/SILVER
- MAXIMUM PAYLOAD/17 kg

ステー交換部品付属
Comes with two kinds of stays



MT-Campee FRONT-F20

for 26" Wheels

- MATERIAL/STEEL TUBE
- WEIGHT/1,040 g
- COLOR/SILVER
- MAXIMUM PAYLOAD/17 kg

FRONT-M12



for 26" or 27" Wheels

- MATERIAL/STEEL TUBE
- WEIGHT/255 g
- COLOR/SILVER
- MAXIMUM PAYLOAD/5kg

With Double Threaded Bolt

FRONT-M18

for 26" or 27" Wheels



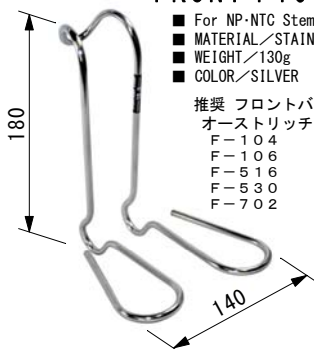
- MATERIAL/CrMo STEEL TUBE
- WEIGHT/350 g
- COLOR/SILVER
- MAXIMUM PAYLOAD/5kg

FRONT-F16

- For NP-NTC Stem
- MATERIAL/STAINLESS STEEL TUBE ϕ 6 mm
- WEIGHT/130g
- COLOR/SILVER

推奨 フロントバック
オーストリッチ

F-104
F-106
F-516
F-530
F-702



Rear Bag Supporter R10



for 26" or 27" Wheels

- MATERIAL/STEEL TUBE
- WEIGHT/390 g
- COLOR/SILVER
- MAXIMUM PAYLOAD/10kg

Rear Bag Supporter R12



- MATERIAL/STEEL
- WEIGHT/178 g
- COLOR/SILVER
- MAXIMUM PAYLOAD/1.2kg

Rear Bag Supporter R15



for 26" or 27" Wheels

- MATERIAL/STEEL TUBE
- WEIGHT/790 g
- COLOR/SILVER
- MAXIMUM PAYLOAD/10kg

Wire Guard Protect For Saddle Bag

- MATERIAL/STAINLESS STEEL
- WEIGHT/30g

製品全体がスプリングになっています。
シート・ステーに簡単に取付けることが出来て、しっかり固定します。
外観もスッキリ楽しいツーリングをお楽しみいただけます。
サビにくいステンレス素材を使用しています。



Accessories

Lamp Holder 3

- MATERIAL / STAINLESS STEEL TUBE
- SCREW / M6
- WEIGHT / 55g



Front Carrier M12



Lamp Holder 4

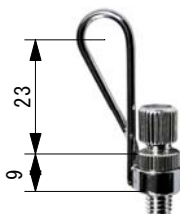
- MATERIAL / STAINLESS STEEL TUBE
- SCREW / M5
- WEIGHT / 55g



Outer Cable Stopper

AS-1

for TOURING



- Stopper / STEEL
- Adjustment Screw / ALUMINUM
- WEIGHT / 7g



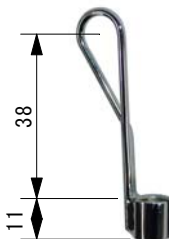
AS-2

- Stopper / STEEL
- L / 45mm
- B / 13mm
- WEIGHT / 7g



AS-3

- Stopper / STEEL
- L / 35mm
- B / 11mm
- WEIGHT / 6g



AS-5

- Stopper / STEEL
- L / 45mm
- WEIGHT / 6g

Bar End Cap

EC-01

(Bar Diam $\phi 24$)



- WEIGHT / 25g x 2
- Inside Diameter of Bar $\phi 20 \sim 22$ mm



EC-01 Black



EC-01 Blue

EC-01 Silver



EC-01 Gold



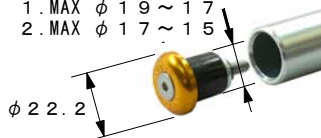
EC-01 Red

Bar End Cap

EC-02 (Bar Diam $\phi 22.2$)

Two sizes of rubber bush included

1. MAX $\phi 19 \sim 17$
2. MAX $\phi 17 \sim 15$



EC-02 Blue

EC-02 Red

EC-02 Silver



EC-02 Gold

EC-02 Black



Bottle Cage 80

- MATERIAL / STAINLESS STEEL TUBE
- WEIGHT / 48.5g



Bottle Cage T

- MATERIAL / STAINLESS STEEL
- WEIGHT / 55g



Bottle Cage R

- MATERIAL / STAINLESS STEEL
- WEIGHT / 53g



Bottle Cage 500

- MATERIAL / STAINLESS STEEL
- WEIGHT / 55g

Lamp Holder 31.8

- BODY / FORGED ALUMINUM
- BAR CLAMP / $\phi 31.8$ mm
- SHORT BAR DIAM / $\phi 23.8$ mm
- LENGTH / 50、90mm
- WEIGHT / 80g (BAR50mm)



Lamp Holder 70

- BODY / FORGED ALUMINUM
- BAR CLAMP / $\phi 26.0$ mm
- SHORT BAR DIAM / $\phi 23.8$ mm
- LENGTH / 50、90mm
- WEIGHT / 92g (BAR50mm)



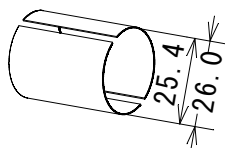
Lamp Holder 2-70

- BODY / FORGED ALUMINUM
- BAR CLAMP / $\phi 26.0$ mm
- SHORT BAR DIAM / $\phi 22.2$ mm
- LENGTH / 200mm
- WEIGHT / 235g



Stainless Shim

- MATERIAL / STAINLESS STEEL
- WEIGHT / 8g



Wool Jersey



American size
XS, S, M

T Shirt



American size
S, M, L



Racing Cap



made in U. S. A.

NITTO Co., Ltd
Since 1923

3-23-7 Minami Hatogaya
Kawaguchi Saitama 334-0013 Japan
T E L : 81-48-286-7771
F A X : 81-48-286-7770
E-mail: nitto@violin.ocn.ne.jp
<http://nitto-tokyo.sakura.ne.jp>

No : 29-2015

株式会社 日 東

東京事務所 : 〒334-0013

埼玉県川口市南鳩ヶ谷 3-23-7

T E L : 048-286-7771(代)

F A X : 048-286-7770

E-mail: nitto@violin.ocn.ne.jp

<http://nitto-tokyo.sakura.ne.jp>

本 社 : 東京都荒川区西日暮里 1-15-5

福島工場 : 〒964-0938

福島県二本松市安達ヶ原 6-151-1